

Carnot Efficient Energy Fund (CHF)

Factsheet April 2026

Fund Description

Carnot Efficient Energy is an impact equity fund that invests in listed European companies with energy-efficient products and technologies. In addition to the financial return, the investments generate a measurable positive impact on the environment and society. The fund follows a quality approach and invests in established, profitable and solidly financed companies. Special attention is paid to management quality and return on capital employed (ROCE).

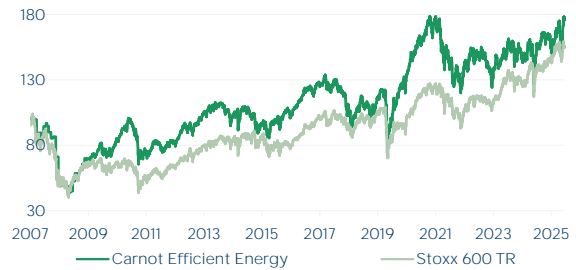
Carnot Capital AG was founded in 2007 and is a pioneer in impact investing. The company is supervised by FINMA.



Net Asset Value (NAV) as of April 30, 2026

Share Class C (Retail)	CHF 2,310.94
Share Class D (Institutional)	CHF 1,766.70

Indexed Performance since January 1, 2009 (CHF)



General Information

Umbrella Fund	Multiflex SICAV
Domicile	Luxembourg
Legal Form	UCITS, SICAV
Public Distribution	AT, CH, DE, LI, SE
Investment Manager	Carnot Capital AG, Bäch SZ
Portfolio Manager	Matthias Kubli, Andres Gujan
Custody / Administration	State Street Bank
Launch	November 15, 2007
Subscription / Redemption	daily / daily
Currencies	CHF, EUR
Performance Fee	10% from a 5% hurdle (HWM)

CO₂ Intensity Fund	61 tCO ₂ per EUR mn revenue
CO₂ Intensity Stoxx 600	112 tCO ₂ per EUR mn revenue

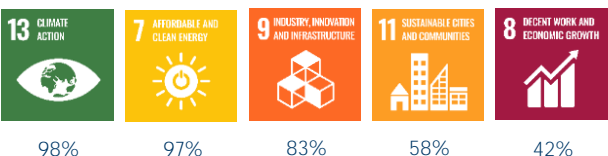
Key Data

Volatility	19.2% (daily data, 3 years)
Beta	0.9 (vs. Stoxx 600 TR)
Information Ratio	0.08 (vs. Stoxx 600 TR)
Perf. since Launch	76.7% (CHF)
Fund Size	88.7 CHF mn

Largest Positions

Name	Country	Sector	ROCE	Weight
Instalco	SE	Industry	50%	5.8%
Andritz	AT	Building Technology	50%	5.7%
Infineon	DE	Industry	17%	5.6%
Regal Rexnord	US	Industry	12%	5.1%
Schneider E.	FR	IT / Software	50%	4.9%

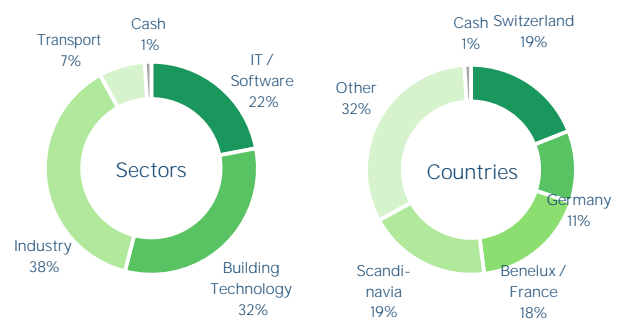
Portfolio Contribution to the SDGs



Performance in % (CHF)

	Fund	Stoxx 600 TR
1 month	11.9%	4.6%
3 months	6.6%	1.2%
YTD	9.7%	2.8%
2025	9.8%	18.7%
2024	-0.6%	10.1%
2023	7.2%	8.9%
2022	-21.6%	-15.0%
2021	21.7%	19.8%
5 years	11.0%	32.8%
10 years	78.6%	94.0%
since Launch	76.7%	55.7%

Portfolio Structure



Fund Classes

Name	ISIN	Min.	Management Fee
C CHF	LU0330110163	-	1.2%
C EUR	LU0330114827	-	1.2%
D CHF	LU0330108852	1 mn	0.9%
D EUR	LU0330111302	1 mn	0.9%

Carnot Efficient Energy Fund (EUR)

Factsheet April 2026

Fund Description

Carnot Efficient Energy is an impact equity fund that invests in listed European companies with energy-efficient products and technologies. In addition to the financial return, the investments generate a measurable positive impact on the environment and society. The fund follows a quality approach and invests in established, profitable and solidly financed companies. Special attention is paid to management quality and return on capital employed (ROCE).

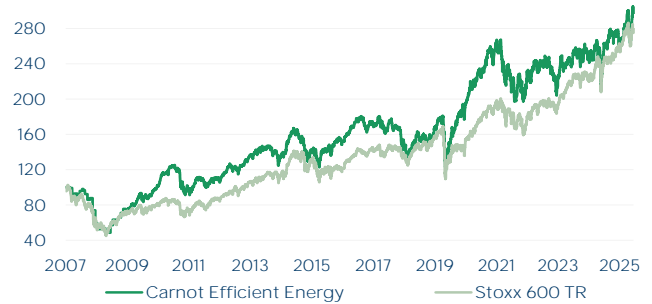
Carnot Capital AG was founded in 2007 and is a pioneer in impact investing. The company is supervised by FINMA.



Net Asset Value (NAV) as of April 30, 2026

Share Class C (Retail)	EUR 3,631.62
Share Class D (Institutional)	EUR 3,018.23

Indexed Performance since January 1, 2009 (EUR)



General Information

Umbrella Fund	Multiflex SICAV
Domicile	Luxemburg
Legal Form	UCITS, SICAV
Public Distribution	AT, CH, DE, LI, SE
Investment Manager	Carnot Capital AG, Bäch SZ
Portfolio Manager	Matthias Kubli, Andres Gujan
Custody / Administration	State Street Bank
Launch	November 15, 2007
Subscription / Redemption	daily / daily
Currencies	CHF, EUR
Performance Fee	10% from a 5% hurdle (HWM)

CO₂ Intensity Fund	61 tCO ₂ per EUR mn revenue
CO₂ Intensity Stoxx 600	112 tCO ₂ per EUR mn revenue

Performance in % (EUR)

	Fund	Stoxx 600 TR
1 month	12.8%	5.4%
3 months	6.6%	1.1%
YTD	11.1%	4.3%
2025	10.6%	19.8%
2024	-1.5%	8.8%
2023	13.4%	15.8%
2022	-17.3%	-10.6%
2021	26.5%	24.9%
5 years	31.9%	58.9%
10 years	110.9%	132.1%
since Launch	201.8%	178.7%

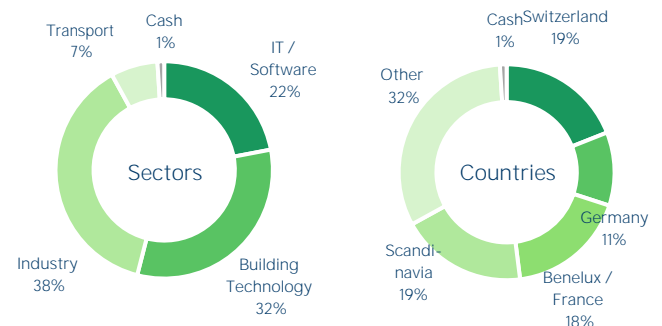
Key Data

Volatility	16.9% (daily data, 3 years)
Beta	1.1 (vs. Stoxx 600 TR)
Information Ratio	0.05 (vs. Stoxx 600 TR)
Perf. since Launch	201.8% (EUR)
Fund Size	96.8 EUR mn

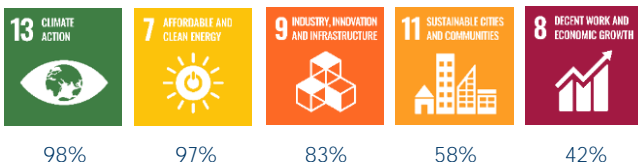
Largest Positions

Name	Country	Sector	ROCE	Weight
Instalco	SE	Industry	50%	5.8%
Andritz	AT	Building Technology	50%	5.7%
Infinion	DE	Industry	17%	5.6%
Regal Rexnord	US	Industry	12%	5.1%
Schneider E.	FR	IT / Software	50%	4.9%

Portfolio Structure



Portfolio Contribution to the SDGs



Fund Classes

Name	ISIN	Min.	Management Fee
C CHF	LU0330110163	-	1.2%
C EUR	LU0330114827	-	1.2%
D CHF	LU0330108852	1 mn	0.9%
D EUR	LU0330111302	1 mn	0.9%