

Carnot Efficient Energy Fund (CHF)

Factsheet March 2026

Fund Description

Carnot Efficient Energy is an impact equity fund that invests in listed European companies with energy-efficient products and technologies. In addition to the financial return, the investments generate a measurable positive impact on the environment and society. The fund follows a quality approach and invests in established, profitable and solidly financed companies. Special attention is paid to management quality and return on capital employed (ROCE).

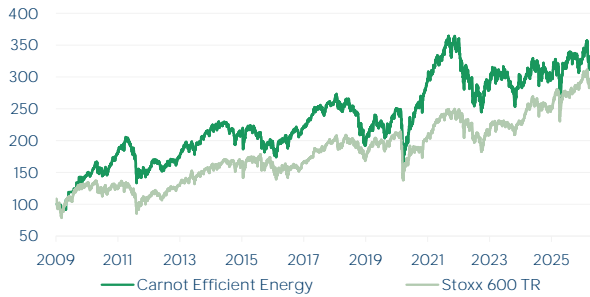
Carnot Capital AG was founded in 2007 and is a pioneer in impact investing. The company is supervised by FINMA.



Net Asset Value (NAV) as of March 31, 2026

Share Class C (Retail)	CHF 2,062.15
Share Class D (Institutional)	CHF 1,578.35

Indexed Performance since January 1, 2009 (CHF)



General Information

Umbrella Fund	Multiflex SICAV
Domicile	Luxembourg
Legal Form	UCITS, SICAV
Public Distribution	AT, CH, DE, LI, SE
Investment Manager	Carnot Capital AG, Bäch SZ
Portfolio Manager	Matthias Kubli, Andres Gujan
Custody / Administration	State Street Bank
Launch	November 15, 2007
Subscription / Redemption	daily / daily
Currencies	CHF, EUR
Performance Fee	10% from a 5% hurdle (HWM)

CO₂ Intensity Fund	54 tCO ₂ per EUR mn revenue
CO₂ Intensity Stoxx 600	113 tCO ₂ per EUR mn revenue

Key Data

Volatility	19.1% (daily data, 3 years)
Beta	0.9 (vs. Stoxx 600 TR)
Information Ratio	0.04 (vs. Stoxx 600 TR)
Perf. since Launch	57.8% (CHF)
Fund Size	79.4 CHF mn

Largest Positions

Name	Country	Sector	ROCE	Weight
Andritz	AT	Industry	>50%	5.3%
Instalco	SE	Building Technology	50%	5.3%
Regal Rexnord	US	Industry	12%	5.1%
Schneider E.	FR	Industry	50%	4.7%
Infineon	DE	IT / Software	17%	4.2%

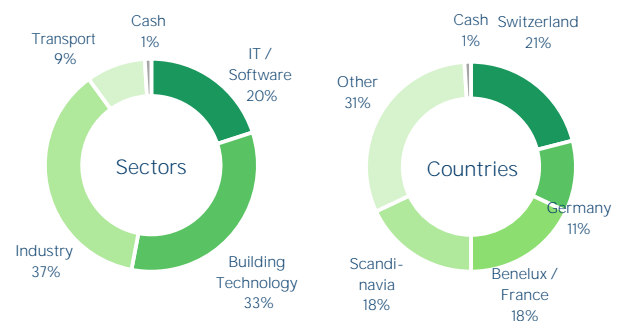
Portfolio Contribution to the SDGs



Performance in % (CHF)

	Fund	Stoxx 600 TR
1 month	-9.5%	-6.0%
3 months	-2.0%	-1.7%
YTD	-2.0%	-1.7%
2025	9.8%	18.7%
2024	-0.6%	10.1%
2023	7.2%	8.9%
2022	-21.6%	-15.0%
2021	21.7%	19.8%
5 years	0.2%	28.7%
10 years	61.0%	89.8%
since Launch	57.8%	48.9%

Portfolio Structure



Fund Classes

Name	ISIN	Min.	Management Fee
C CHF	LU0330110163	-	1.2%
C EUR	LU0330114827	-	1.2%
D CHF	LU0330108852	1 mn	0.9%
D EUR	LU0330111302	1 mn	0.9%

Carnot Efficient Energy Fund (EUR)

Factsheet March 2026

Fund Description

Carnot Efficient Energy is an impact equity fund that invests in listed European companies with energy-efficient products and technologies. In addition to the financial return, the investments generate a measurable positive impact on the environment and society. The fund follows a quality approach and invests in established, profitable and solidly financed companies. Special attention is paid to management quality and return on capital employed (ROCE).

Carnot Capital AG was founded in 2007 and is a pioneer in impact investing. The company is supervised by FINMA.

SFDR
Article 9
Fund

General Information

Umbrella Fund	Multiflex SICAV
Domicile	Luxemburg
Legal Form	UCITS, SICAV
Public Distribution	AT, CH, DE, LI, SE
Investment Manager	Carnot Capital AG, Bäch SZ
Portfolio Manager	Matthias Kubli, Andres Gujan
Custody / Administration	State Street Bank
Launch	November 15, 2007
Subscription / Redemption	daily / daily
Currencies	CHF, EUR
Performance Fee	10% from a 5% hurdle (HWM)

CO₂ Intensity Fund	54 tCO ₂ per EUR mn revenue
CO₂ Intensity Stoxx 600	113 tCO ₂ per EUR mn revenue

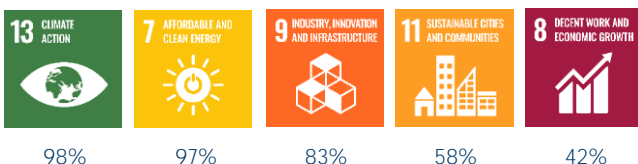
Key Data

Volatility	16.5% (daily data, 3 years)
Beta	1.1 (vs. Stoxx 600 TR)
Information Ratio	0.01 (vs. Stoxx 600 TR)
Perf. since Launch	167.7% (EUR)
Fund Size	86.0 EUR mn

Largest Positions

Name	Country	Sector	ROCE	Weight
Andritz	AT	Industry	>50%	5.3%
Instalco	SE	Building Technology	50%	5.3%
Regal Rexnord	US	Industry	12%	5.1%
Schneider E.	FR	Industry	50%	4.7%
Infineon	DE	IT / Software	17%	4.2%

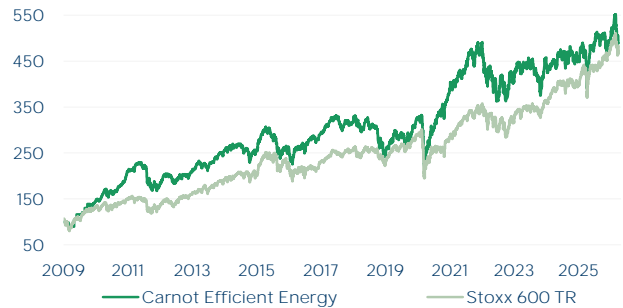
Portfolio Contribution to the SDGs



Net Asset Value (NAV) as of March 31, 2026

Share Class C (Retail)	EUR 3,220.68
Share Class D (Institutional)	EUR 2,676.69

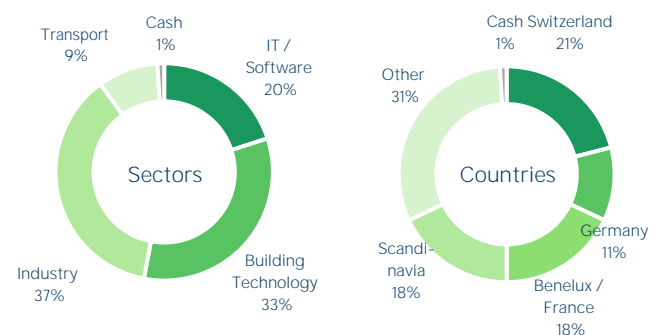
Indexed Performance since January 1, 2009 (EUR)



Performance in % (EUR)

	Fund	Stoxx 600 TR
1 month	-10.9%	-7.7%
3 months	-1.4%	-1.0%
YTD	-1.4%	-1.0%
2025	10.6%	19.8%
2024	-1.5%	8.8%
2023	13.4%	15.8%
2022	-17.3%	-10.6%
2021	26.5%	24.9%
5 years	19.0%	54.1%
10 years	87.5%	124.1%
since Launch	167.7%	164.5%

Portfolio Structure



Fund Classes

Name	ISIN	Min.	Management Fee
C CHF	LU0330110163	-	1.2%
C EUR	LU0330114827	-	1.2%
D CHF	LU0330108852	1 mn	0.9%
D EUR	LU0330111302	1 mn	0.9%